

HOFMANN®



**14K Surface-Mount
BLA14178LL**



Power-Locking Scissor

PREMIUM ALIGNMENT LIFTS

NEW!

POWER-LOCKING SCISSOR ALIGNMENT LIFT



Standard Lighting Kit

- Optimized positioning of rear lights illuminate the widest range of vehicle track widths.
- Rear tilting light bars increase the viewing angle and direct light where it's needed.
- Front lights are mounted into the base of the turntable & accommodate wider vehicles.
- Lights are automatically activated/deactivated at a predetermined height.
- Crisp, clean white light reduces eye strain and fatigue on your technicians.
- Light kits are certified accessory for lifts listed



Smooth Lifting


- Ultra-High Molecular Weight slide blocks allow for smooth and uniform lifting.



14K Surface-Mount
BLA14178LL


Slip Plates


- Durable 72" slip plates glide on over-sized roller balls, allowing for the range of motion needed to apply rear alignment corrections. Slip plates reduce maintenance due to strategically-positioned openings in the runway, which quickly disperse water and dirt - allowing for reliable performance every time!



Widest Runways

- 26" wide runways allow for alignment service on a wide range of vehicle widths and wheelbases.





Locking Components

- Standard Turntables and Slip Plates that can be pneumatically locked from the operator console.
- Increases productivity by locking turntables & slip plates simultaneously.

Roller Jacks

- EELR503A (Low-profile 5,000 lb. lifting capacity, for 10K Scissor Lifts)
- RJ217 (7,000 lb. lifting capacity, for 14K Scissor Lifts)

Triple Safety System

- Includes large twin-interlocking air-actuated mechanical safety locks featuring 18 level and locked positions, velocity fuses & pressure-sensing flow control valves.




Operator Console

- Completely enclosed, protecting electronics and hydraulics.

Integrated Air

- Connect Roller Jacks & air tools for increased productivity! A port can be added in for customer-supplied quick-connect allowing for an easy air tool connection point



Power-Locking Scissor Alignment Lifts



	BLA10195LL	BLA10205LL	BLA14178LL
Maximum Capacity	10,000 lbs.	10,000 lbs.	14,000 lbs.
Overall Width	92.5"	92.5"	92.5"
Width Between Runways	38"	38"	38"
Overall Length (Surface-Mount)	254.625"	264.625"	269.625"
4-Wheel Alignment Wheelbase	155"	155"	155"
2-Wheel Alignment Wheelbase	165"	175"	182"
Service Wheelbase	179"	189"	196"
Runway Surface Length	195.5"	205.5"	210"
Runway Surface Width	26"	26"	26"
Maximum Raised Height	73"	73"	73"
Minimum Lowered Height	9"	9"	10"
Operator Console Dimensions (DxWxH)	16.5" x 14.125" x 45.75"	16.5" x 14.125" x 45.75"	16.5" x 14.125" x 45.75"
Lifting Time (Fully loaded)	75 seconds	75 seconds	75 seconds
Air Supply Requirements	90 - 120 PSI	90 - 120 PSI	90 - 120 PSI
Power Requirements (Standard)	230V, 1Ph, 60Hz	230V, 1Ph, 60Hz	230V, 1Ph, 60Hz
Shipping Weight	4,525 lbs.	4,725 lbs.	4,875 lbs.

Hofmann manufactures a complete line of wheel service equipment.



Imaging Wheel
Alignment Equipment



High-Performance
Wheel Balancers



Tire Changers Designed to
Service All Automotive Tires



Combination Brake Lathes
for Rotors, Drums & Flywheels



USA

309 Exchange Avenue • Conway, AR 72032
(800) 251-4500 • (501) 505-2662
Fax (501) 450-2085 • www.hofmann-usa.com

Canada

6500 Millcreek Drive • Mississauga, ONT L5N 2W6
(800) 267-2185
Fax (905) 821-2073 • www.hofmann.ca